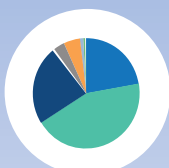


ALCOHOLICS ANONYMOUS

2022

MEMBERSHIP SURVEY



Introduction

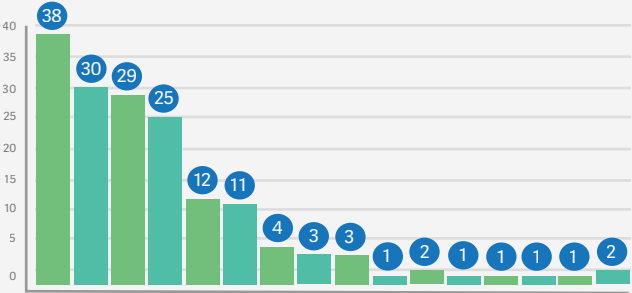
IN 2022, more than 6,000 A.A. members from the U.S. and Canada participated in a random survey conducted periodically since 1968 by the General Service Office to keep members informed on current trends in membership characteristics. The survey also provides information about A.A. to the professional community and to the general public as part of A.A.'s primary purpose to carry our message to those who still suffer from alcoholism.

The data gathered in this survey is of great value in providing information about Alcoholics Anonymous, however, the survey results are not intended to be used to project figures for either the Fellowship of A.A., alcoholics in general, or the population. A.A. members who filled out the questionnaire represent only those who attended one of the randomly sampled group meetings at which the survey was conducted.

Anyone with a desire to stop drinking is welcome in A.A. meetings, regardless of race, gender, sexual orientation, religion, income, or profession. You don't have to pay anything to attend. You can just sit and listen and learn more about recovery, or you can share about your situation. It's completely up to you.

What got you here?

A remarkable effect takes place when an alcoholic asks for help, and someone shares with them that Alcoholics Anonymous can be a possible solution. Other A.A. members, professionals, families and even information found surfing the Internet or on social media have led them to their first A.A. meeting.



These numbers do not add up to 100% because respondents were allowed to select more than one.

A.A. member	38%
On my own	30%
Treatment facility	29%
Family	25%
Counselor or mental health professional	12%
Judicial system	11%
Medical professional	4%
Non-A.A. friend or neighbor	3%
Employee or fellow worker	3%
Al-Anon or Alateen member	1%
A.A. literature	2%
Correctional facility	1%
Newspaper, magazine, radio, or TV	1%
Member of clergy	1%
Internet or social media	1%
Other	2%

Length of Sobriety

23%

LESS THAN
A YEAR

20%

BETWEEN
1-5 YEARS

13%

BETWEEN
5-10 YEARS

16%

BETWEEN
10-20 YEARS

28%

MORE THAN
20 YEARS



What keeps you here?



Meeting Attendance



Members attend an average of
2 A.A. meetings per week

*See more information on aa.org.

Most A.A. members find it important to belong to one group they call their "home group." This is the group where they attend meetings regularly and try to sustain friendships with other members. While all A.A. members are welcome at all groups, the concept of the home group helps to maintain a strong bond with the Fellowship.

Additional Help

Percentage of members who received some type of treatment or counseling (such as medical, psychological, spiritual, etc.) related to their drinking, either before or after coming to A.A.

BEFORE coming to A.A.

60%

79% of those members who received treatment or counseling said it played an important part in directing them to A.A.

AFTER coming to A.A.

56%

86% of those members who received treatment or counseling said it played an important part in their recovery from alcoholism.



Relationship with Healthcare Professionals

53%

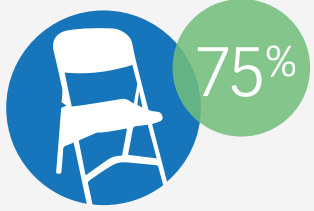
Referred to A.A. by a counselor, medical or mental health professional.

77%

Members' doctors know they are in A.A.

Type of Meetings

75% of members have attended an A.A. meeting virtually (online or by phone)



Prefer in-person meetings

Prefer online (virtual) meetings

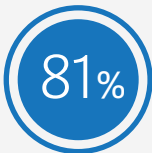


Like in-person & online (virtual) meetings equally

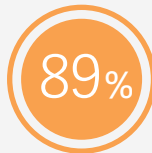
Sponsorship and Membership



SPONSORSHIP
MEMBERS GOT A SPONSOR WITHIN 90 DAYS



SPONSORSHIP
MEMBERS HAVE A SPONSOR



GROUP MEMBERSHIP
MEMBERS BELONG TO A HOME GROUP

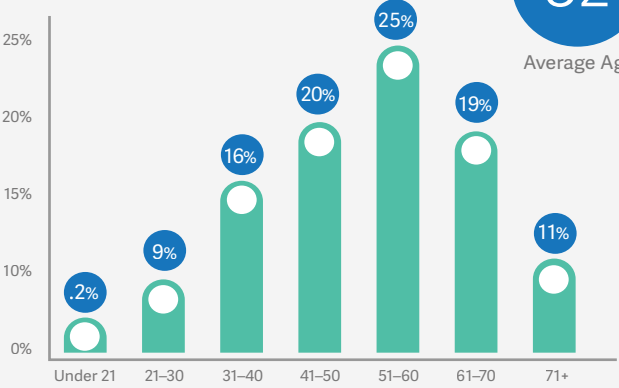
SPONSOR: In A.A. an alcoholic who has made some progress in the recovery program shares that experience on a continuous, individual basis with another alcoholic who is attempting to attain or maintain sobriety through A.A., someone with whom that person can talk freely and confidentially.

Who is a member?

Age of Membership

These numbers do not add up to 100% because they were rounded.

52
Average Age



Gender of Members



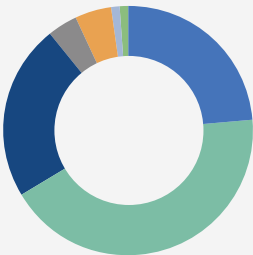
63.94% Male

0.46% Non-binary, neither, both, gender fluid, non-conforming

35.45% Female

0.15% Other

Relationship Status of Members



Single, never married	23.7%
Married or Life Partner	42.7%
Divorced	23.0%
Separated	3.8%
Widowed	4.8%
Partnered, In a relationship, Engaged	1.1%
Other	0.9%

Composition of Membership



These numbers do not add up to 100% because respondents were allowed to select more than one.

Members Occupations



A.A. PREAMBLE®

“Alcoholics Anonymous is a fellowship of people who share their experience, strength and hope with each other that they may solve their common problem and help others to recover from alcoholism.

The only requirement for membership is a desire to stop drinking. There are no dues or fees for A.A. membership; we are self-supporting through our own contributions.

A.A. is not allied with any sect, denomination, politics, organization or institution; does not wish to engage in any controversy, neither endorses nor opposes any causes.

Our primary purpose is to stay sober and help other alcoholics to achieve sobriety.”

A.A. can be found in more than 115,000 groups throughout the world. We welcome opportunities to cooperate with others who are providing help to alcoholics. Look for A.A. on our Meeting Guide app on our website aa.org to find meetings near you.



Scan this QR code to learn more
about the survey at
aa.org/membership-survey-2022

P-48

©2023 A.A. World Services, Inc.,
Box 459 Grand Central Station,
New York, N.Y. 10163

20M – 12/23 (GP)

